

OPEN

HIGH BACK CHAIR



Cod. OOPENA01

DESCRIPTION

High back task armchair

NOTE

50mm wheel brake in hard or soft - Height adjustable backrest

Ministerial Homologation for 11M class in B01 and B03- EN 1335/TIPO A, Dlgs 81/08, UNI 9084, 8591, 9083

SPECIFICATIONS

STRUCTURE

Backrest in polypropylene - Internal chair structure in beech plywood

MECHANISM

MEC06 - Permanent contact with height adjustable backrest

MEC14 - Synchron self-adjusting - Anti-shock device - 5 positions

MEC04 - Synchron self-adjusting - Anti-shock device - 5 positions - Lateral weight adjustment

MEC05 - Synchron self-adjusting - Anti-shock device - 5 positions - Lateral weight adjustment - Seat depth control (slide)

PADDING POLYURETHANE FOAM PADDING

Seat: thickness 50 mm, density 50 Kg/m³

Backrest: thickness 40 mm, density 50 Kg/m³

ARMS (OPTIONAL)

Fixed - nylon, Height adjustable- nylon

LEGS / FRAME / BASE

Nylon 640mm or Aluminum 640mm

UPHOLSTERY

Categories B01-B03-C01-C05-D02-D05 (SEE FABRIC FOLDER)

SIZE

Dimensions in millimeters

chair

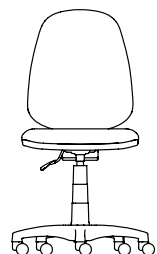
L 640 H 940-1130 D 640

seat

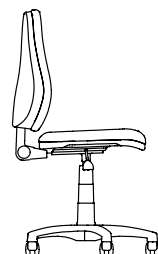
L 500 H 420-540 D 470

backrest

L 440 H 520



64



64

WEIGHT

Net weight a chair: 10 Kg

Gross weight a chair: 11,5 Kg

PACKAGING

1 x package

L 640 H 370 D 630

VOLUME

M3 a chair: 0,15

OPEN

MID BACK CHAIR



Cod. OOPENB01

DESCRIPTION

Mid back task armchair

NOTE

50mm wheel brake in hard or soft - Height adjustable backrest

Ministerial Homologation for 1IM class in B01 and B03 - EN 1335/TIPO A, Dlgs 81/08, UNI 9084, 8591, 9083

SPECIFICATIONS

STRUCTURE

Backrest in polypropylene - Internal chair structure in beech plywood

MECHANISM

MEC06 - Permanent contact with height adjustable backrest

MEC14 - Synchron self-adjusting - Anti-shock device - 5 positions

MEC04 - Synchron self-adjusting - Anti-shock device - 5 positions - Lateral weight adjustment

MEC05 - Synchron self-adjusting - Anti-shock device - 5 positions - Lateral weight adjustment - Seat depth control (slide)

PADDING polyurethane foam padding

Seat: thickness 50 mm, density 50 Kg/m³

Backrest: thickness 40 mm, density 50 Kg/m³

ARMS

Fixed - nylon, Height adjustable- nylon

LEGS / FRAME / BASE

Nylon 640mm or Aluminum 640mm

UPHOLSTERY

Categories B01-B03-C01-C05-D02-D05 (SEE FABRIC FOLDER)

SIZE

Dimensions in millimeters

chair

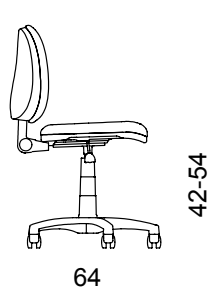
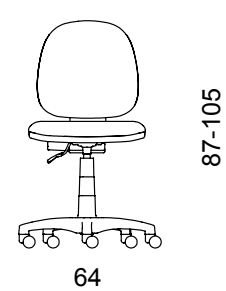
L 640 H 870-1050 D 640

seat

L 500 H 420-540 D 470

backrest

L 440 H 440



WEIGHT

Net weight a chair: 10 Kg

Gross weight a chair: 11,5 Kg

PACKAGING

1 x package

L 640 H 370 P 630

VOLUME

M3 a chair: 0,15

OPEN

VISITOR CHAIR



Cod. OOPENV01

DESCRIPTION

Visitor armchair

NOTE

Height adjustable backrest

On request only: Ministerial Homologation for 1IM class in B01 and B03

SPECIFICATIONS

STRUCTURE

Backrest in polypropylene - Internal chair structure in beech plywood

PADDING POLYURETHANE FOAM PADDING

Seat: thickness 50 mm, density 30 Kg/m³

Backrest: thickness 40 mm, density 30 Kg/m³

ARMS (OPZIONALI)

Fixed - nylon

LEGS / FRAME / BASE

Nylon 640mm or Aluminum 640mm

UPHOLSTERY

Categories B01-B03-C01-C05-D02-D05 (SEE FABRIC FOLDER)

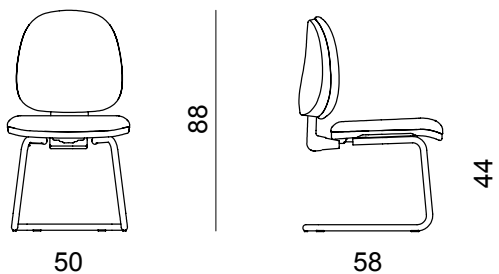
SIZE

Dimensions in millimeters

chair
L 50 H 880 D 580

seat
L 500 H 440 D 470

backrest
L 440 H 440



WEIGHT

Net weight a chair: 10 Kg
Gross weight a chair: 11,5 Kg

PACKAGING

1 x package
L 430 H 485 D 660

VOLUME

M3 a chair: 0,14

OPEN

STOOL



Cod. OOPENS01

DESCRIPTION

Stool with 5-star base with feet, footrest

NOTE

Height adjustable backrest

Ministerial Homologation for 1IM class in B01 and B03

SPECIFICATIONS

STRUCTURE

Backrest in polypropylene - Internal chair structure in beech plywood

MECHANISM

MEC06 - Permanent contact with height adjustable backrest

PADDING polyurethane foam padding

Seat: thickness 50 mm, density 50 Kg/m³

Backrest: thickness 40 mm, density 50 Kg/m³

ARMS (OPTIONAL)

Fixed - nylon

Height adjustable- nylon

LEGS / FRAME / BASE

Nylon 640mm or Aluminum 640mm

UPHOLSTERY

Categories B01-B03-C01-C05-D02-D05 (SEE FABRIC FOLDER)

SIZE

Dimensions in millimeters

chair

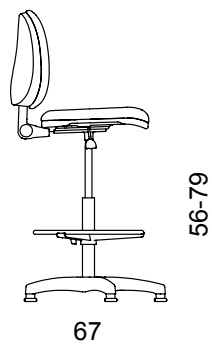
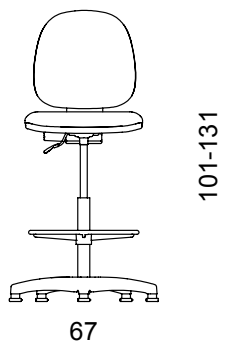
L 670 H 1010-1310 D 670

seat

L 500 H 560-790 D 470

backrest

L 440 H 440



WEIGHT

Net weight a chair: 10Kg

Gross weight a chair: 11,5 Kg

PACKAGING

1 x package

L 730 H 390 D 680

VOLUME

M3 a chair: 0,19